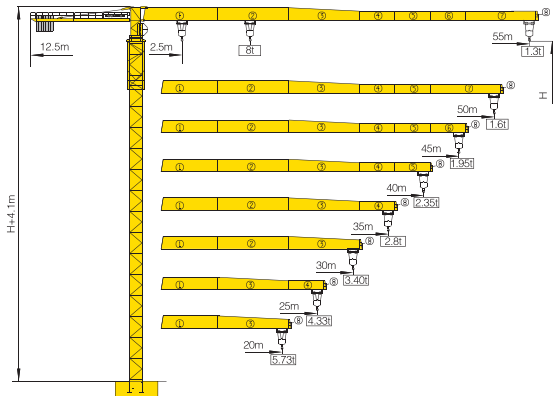


TCT5513-8



Counter-jib ballast

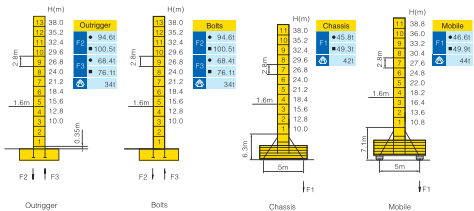
			PHZ3500	PHZ3000	PHZ1000
55m	12.5m	15000	2	2	2
50m	12.5m	14000	2	2	1
45m	12.5m	15000	2	2	0
40m	12.5m	12000	2	1	2
55m	12.5m	11000	2	1	1
50m	12.5m	9500	1	2	0
25m	12.5m	7500	1	1	1
20m	12.5m	6500	1	1	0

Working Height(m) @ Wall-tie Location(m)

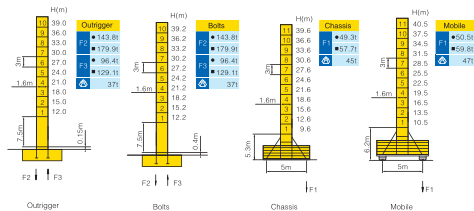
Model Detail	Mast Code	Wall-tie #1	Wall-tie #2	Wall-tie #3	Wall-tie #4	Wall-tie #5	Wall-tie #6	Wall-tie #7	Wall-tie #8	Wall-tie #9
TCT5513-8	EQ7	63 @ 28.7	88 @ 54	111 @ 79	133 @ 101.5	152 @ 123.9	172 @ 143.5	189 @ 163.1	206 @ 179.9	220 @ 196.7
TCT5513-8F	L46A1	63 @ 29	87 @ 53	108 @ 77	129 @ 98	150 @ 119	171 @ 140	192 @ 161	200 @ 182	—

Masts Reactions

TCT5513-8



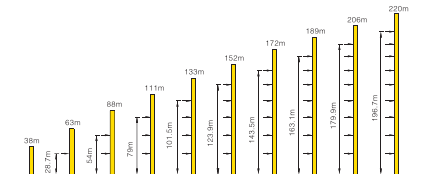
TCT5513-8F



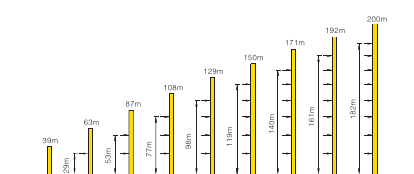
- Reactions in service
- Reactions out of service
- ⊗ Without load and ballast with longest jib and maximum height
- ⊙ For more erecting solutions, consult us!

Anchorage


TCT5513-8











TCT5513-8F



Load diagrams

		Max. Capacity m/t	20.0	22.5	25.0	27.5	30.0	32.5	35.0	37.5	40.0	42.5	45.0	47.5	50.0	52.5	55.0
55m (R=56)	⊥	2.5—23.5m 4t	4.00	4.00	3.70	3.30	2.96	2.68	2.44	2.23	2.04	1.88	1.74	1.61	1.50	1.39	1.30
	⊥⊥	2.5—12.8m 8t	4.76	4.13	3.631	3.23	2.89	2.61	2.37	2.16	1.97	1.81	1.67	1.54	1.43	1.32	1.23
50m (R=51)	⊥	2.5—24.5m 4t	4.00	4.00	3.91	3.49	3.13	2.84	2.58	2.36	2.17	2.00	1.85	1.72	1.60		
	⊥⊥	2.5—13.4m 8t	5.02	4.36	3.84	3.42	3.06	2.77	2.51	2.29	2.10	1.93	1.78	1.65	1.53		
45m (R=46)	⊥	2.5—25.5m 4t	4.00	4.00	4.00	3.65	3.28	2.97	2.71	2.48	2.28	2.11	1.95				
	⊥⊥	2.5—13.9m 8t	5.24	4.56	4.02	3.58	3.21	2.90	2.64	2.41	2.21	2.04	1.88				
40m (R=41)	⊥	2.5—26.0m 4t	4.00	4.00	4.00	3.75	3.37	3.06	2.79	2.55	2.35						
	⊥⊥	2.5—14.2m 8t	5.38	4.68	4.13	3.68	3.30	2.99	2.72	2.48	2.28						
35m (R=36)	⊥	2.5—26.1m 4t	4.00	4.00	4.00	3.76	3.39	3.07	2.80								
	⊥⊥	2.5—14.3m 8t	5.41	4.71	4.15	3.69	3.32	3.00	2.73								
30m (R=31)	⊥	2.5—26.2m 8t	4.00	4.00	4.00	3.78	3.40										
	⊥⊥	2.5—14.3m 8t	5.43	4.72	4.16	3.71	3.33										
25m (R=26)	⊥	2.5—27.1m 4t	4.00	4.00	4.00												
	⊥⊥	2.5—14.8m 8t	5.64	4.91	4.33												
20m (R=21)	⊥	2.5—27.5m 4t	4.00														
	⊥⊥	2.5—15.0m 8t	5.73														

Mechanisms

			Hoisting		QE880D
	Slewing	HVV95F1.130A	 30/30 kW	V	 2t 80 m/min
	0~0.6 r/min	95 Nm			
	Trolleying	BP40B	 400m Ø (6 layers)	IV	 4t 40 m/min
	0~50 m/min	40 kW			
	Travelling	ZA52A-D ZC52A-D	ⓐ Consult us If overtop		
	0~25 m/min	2×5.2 kW			
			380V(+10%~10%) 50Hz		39.5+2 × 5.2 kW

For more mechanisms optional, consult us!